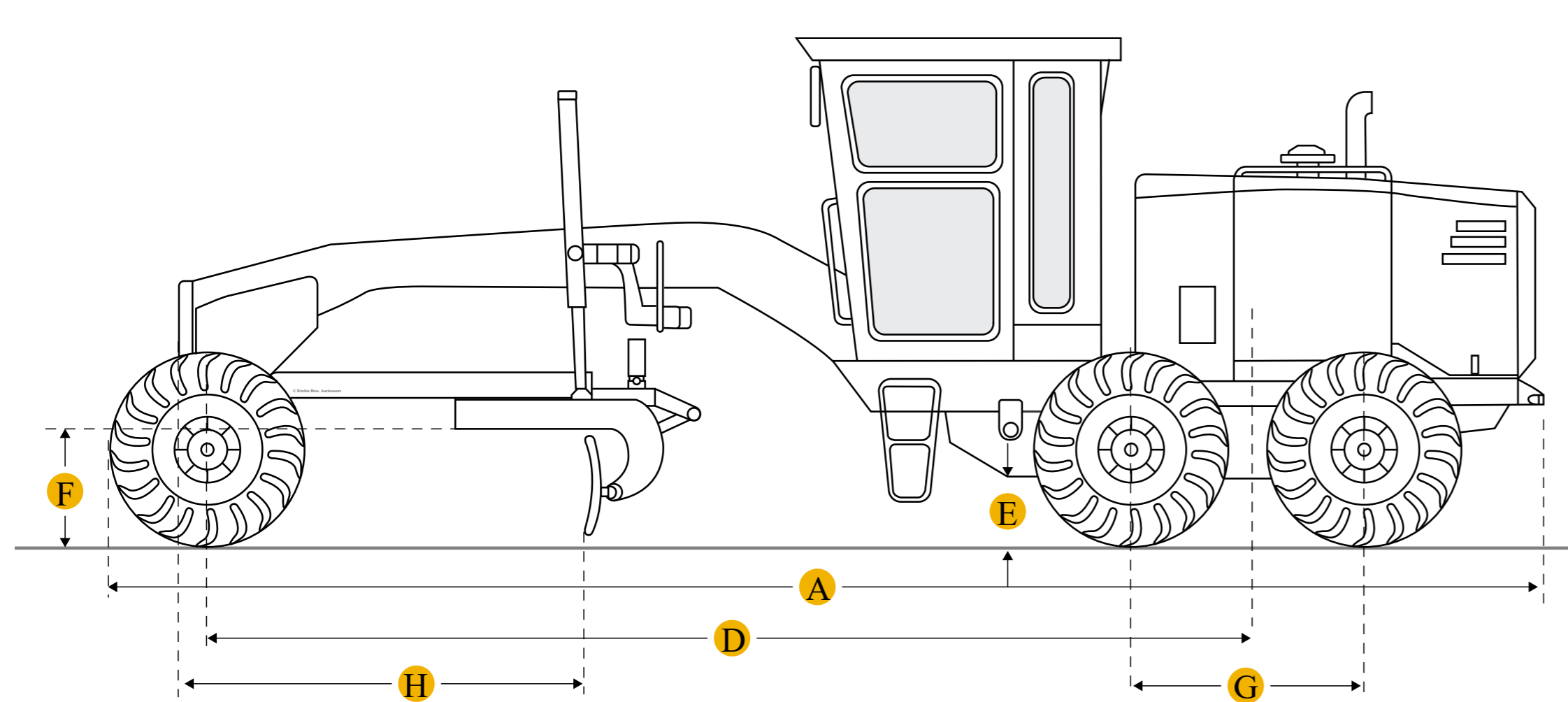
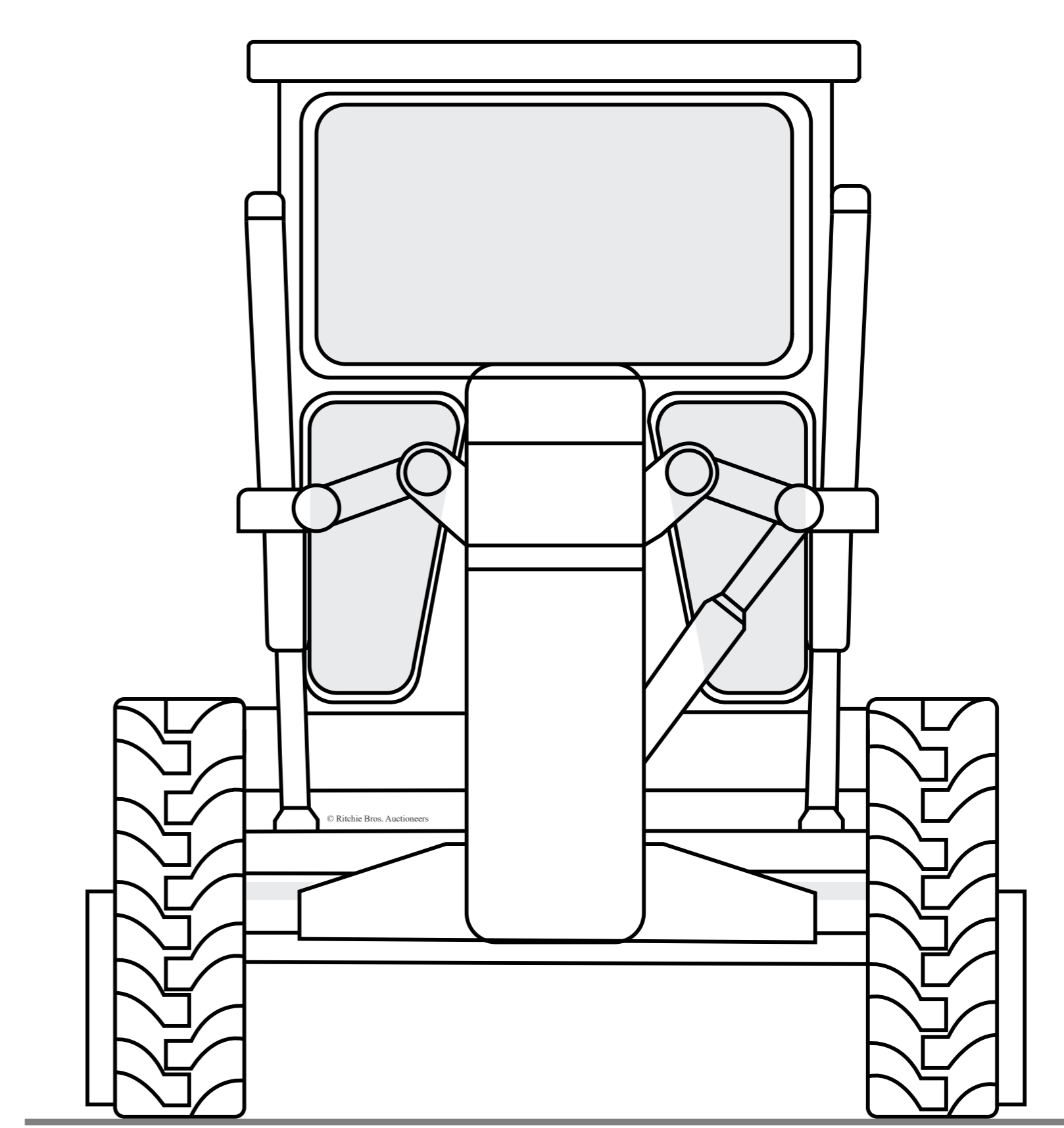
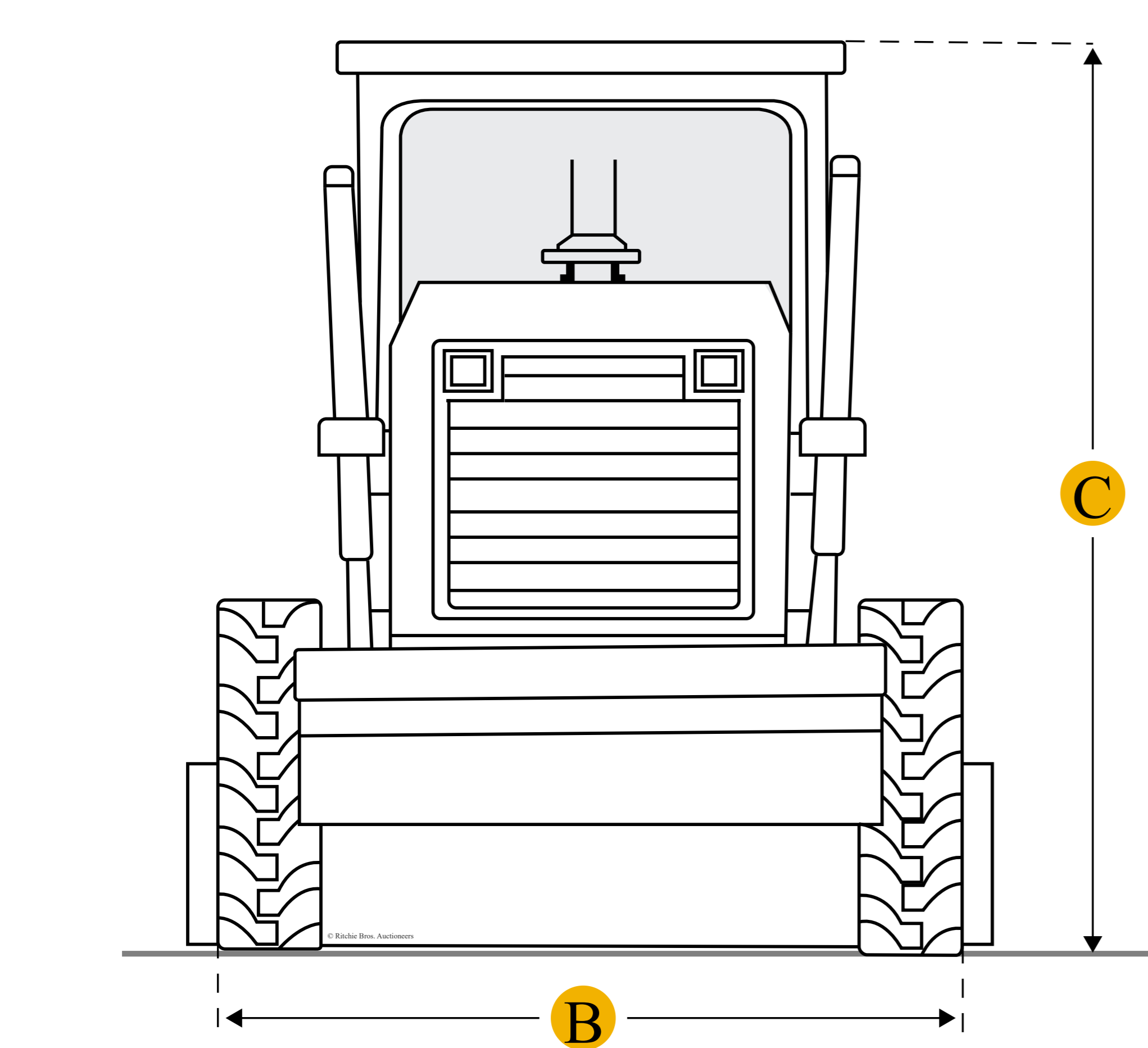


# Champion 720A Motor Grader



Units

## Dimensions

Dimensions	
<b>A Overall Length</b>	8484 mm
<b>D Wheelbase</b>	6096 mm
<b>H Blade Base</b>	2591 mm
<b>Overall Height With Cab</b>	3404 mm
<b>Overall Width</b>	2540 mm
<b>Tread Width</b>	2083 mm

## Specifications

Engine	
<b>Torque</b>	732.2 Nm
<b>Number Of Cylinders</b>	6
<b>Net Power Gear 7-8</b>	138 kw
<b>Gross Power Gear 1-3</b>	128.3 kw
<b>Gross Power Gear 7-8</b>	152.2 kw
<b>Engine Make</b>	Cummins
<b>Engine Model</b>	6CT8.3
<b>Net Power Gear 1-2</b>	115.6 kw
<b>Power Measured @</b>	2300 rpm
<b>Torque Measured @</b>	1500 rpm
<b>Displacement</b>	8.3 L
<b>Bore</b>	114 mm
<b>Stroke</b>	135 mm
<b>Aspiration</b>	Turbocharged

Operational	
<b>Std Operation Weight - Front Axle</b>	4336.4 kg
<b>Std Operation Weight - Rear Axle</b>	10305.7 kg
<b>Hydraulic System Fluid Capacity</b>	90 L
<b>Std Operation Weight - Total</b>	14642 kg
<b>Oil System Fluid Capacity</b>	37.9 L
<b>Fuel Capacity</b>	378.5 L
<b>Cooling System Fluid Capacity</b>	42.5 L
<b>Transmission Fluid Capacity</b>	38.8 L
<b>Rear Diff/Final Drive Fluid Capacity</b>	23 L
<b>Tandem Case Fluid Capacity (Each)</b>	100 L
<b>Tire Size</b>	14.00 * 24, G-2

Steering	
<b>Articulation Angle</b>	22 degrees
<b>Turning Radius</b>	7.9 m

Transmission	
<b>Transmission Type</b>	Powershift
<b>Max Speed - Forward</b>	46.4 km/h
<b>Max Speed - Reverse</b>	33.2 km/h

Front Axle	
<b>Wheel Lean</b>	18 degrees
<b>Oscillation - Total</b>	16 degrees
<b>Ground Clearance</b>	610 mm

Moldboard	
<b>Max Reach Outside - Left</b>	2973 mm
<b>Max Reach Outside - Right</b>	2870 mm
<b>Moldboard Width</b>	3658 mm
<b>Moldboard Height</b>	635 mm
<b>Moldboard Thickness</b>	22 mm
<b>Side Shift Left</b>	673 mm
<b>Side Shift Right</b>	673 mm

Hydraulic System	
<b>Pump Flow</b>	199.9 L/min
<b>Relief Valve Pressure</b>	17236.9 kPa

Circle	
<b>Blade Ground Clearance</b>	432 mm
<b>Blade Cutting Depth</b>	762 mm
<b>Diameter</b>	1683 mm
<b>Rotation</b>	360 degrees
<b>Shift Left</b>	660 mm
<b>Shift Right</b>	610 mm
<b>Blade Tip Angle - Front</b>	44 degrees
<b>Blade Tip Angle - Rear</b>	6.5 degrees